




















1	2 	3	4	5 	6	7	8	9 	10
11 	12	13	14 	15	16 	17 	18 	19	20 
21	22	23 	24	25 	26	27	28	29 	30
31 	32	33	34 	35	36	37 	38 	39	40
41	42 	43	44	45	46 	47	48	49 	50

Move your counter around the board.

Look at the number you land on.

If there is a beanstalk +1 or +10

If you land on an axe -1 or -10.

You can change the number to + or - depending on your child.

+/-1 links with our one more and one less work for this week

+/- 10 uses the ten count (perhaps more suitable for y1s)